



QUICKDRAIN

USA™

TREND GUIDE

A more sophisticated shower solution.

Sophisticated Style

Design is an integral part of the QuickDrain experience. Elegance and performance working together in tandem, a seamless blend of style and engineering.

Total Shower Solution

Beautiful design is one thing. Pairing it with superior performance is another. Every engineering and design choice was intended to make QuickDrain as efficient as it is appealing and are flexible for use at the job site. With pre-sloped PET panel kits, QuickDrain shower systems can be installed in a matter of hours.

Sustainability

As part of our commitment to minimize our environmental footprint, we use 100% recycled plastic bottles (Polyethylene Terephthalate or PET) to manufacture our QuickSlope shower panels. These non-reactive, economical and shatterproof parts do not degrade over time and perform even under the toughest conditions at 145 PSI.

The Future of Curbed and Curbless

QuickDrain can be installed with a curbless entrance, creating an easy, seamless transition from dry to wet areas in the bathroom. It is also an attractive choice for showers with a curb serving as the barrier between the shower pan and the rest of the bathroom floor.



SQUAREDRAIN


Square Drain is an elevated point drain shower system that stands out from the rest for its design, ease of use and versatility – helping homeowners, designers and installers create a spa-like bathroom experience.

SHOWERLINE & PROLINE

From wall-to-wall, QuickDrain linear drain systems provide total surface coverage, improving water evacuation. With a variety of styles to choose from, there are a myriad of ways our linear systems can turn the average bathroom into a welcome break from the everyday.

WALLDRAIN

WallDrain offers the ultimate in shower luxury and design innovation, pushing performance to its limit. Because WallDrain is built into the wall instead of the floor surface, it offers a totally concealed and sleek look. You've never seen a drain like this before!



Complete your shower with the perfect finish touches.

From modern designs to shabby chic trends, add the perfect finishing touches to your shower design with one of QuickDrain's decorative drain covers.

Explore our trend guide to inspire your next project.



PROLINE
Deco Polished Black



PROLINE
Lines Brushed Gold



PROLINE
Cosmo Matte Black



PROLINE
Deco Polished Gold

Bold statements.

Matte Black & Polished Black



Striking metallics.

Brushed Gold, Polished Gold, Polished Rose Gold,
and Oil Rubbed Bronze





PROLINE
Deco Polished Rose Gold

Sleek stainless steel.

Brushed Stainless Steel and Polished Stainless Steel



Barely even there.

Tile-in



Complete your look with the perfect finish.



**POLISHED
BLACK**




**MATTE
BLACK**



**OIL RUBBED
BRONZE**



**POLISHED
GOLD**



**BRUSHED
GOLD**



**POLISHED
ROSE GOLD**



**POLISHED
STAINLESS STEEL**




**BRUSHED
STAINLESS STEEL**

All decorative covers are available in a variety of sizes to complement your shower space. SquareDrain cover designs may vary by size. Browse **QuickDrain.com** to view all design and finish combinations.



Cover designs for every style.



LINES




COSMO



VERTICAL



DECO



STONES




STREAM




TILE-IN *Tile not included*



DECO



STONES



STREAM



TILE-IN
Tile not included





HAVE QUESTIONS?

CONTACT A QUICKDRAIN REPRESENTATIVE AT 866-998-6685.

NEED MORE INFORMATION?

VISIT [QUICKDRAIN.COM](https://www.quickdrain.com)

deliver quality. build trust. improve lives.

QuickDrain USA™ is a part of the Oatey family of brands.

LCS1344 03/21